

HS 330

TIMBER/ALUMINIUM LIFT-SLIDING DOOR

TECHNICAL DATA:

Thermal insulation Modern, square-edged interior and exterior appearance

All-glass corners for modern architecture

Can be combined with UPVC/aluminium and timber/aluminium window systems

Three attractive handle designs

Three-sided integration into the brickwork available

Thermal insulation Thermal insulation U_w up to 0.73 W/m²K

Standard triple security glazing for best thermal insulation

Sound insulation Soundproofing up to 40 dB (with corresponding glazing)

System description Toughened glass panes protect from injuries if glass breakages occur

Large-scale elements – easy lifting and sliding of sash up to 400 kg sash weight

Handle damper as standard for smooth retraction of handle


Highly thermally insulating glass fibre threshold for optimum thermal insulation and stability

Extra-low threshold – suitable for wheelchair access

Guiding rail concealed in frame with integrated stopper buffer – for perfect appearance, smooth operation and optimum burglary protection

Resistance class RC2 (optional)

Fixed element glazing is directly in the frame – no visible sash profile, more light through narrow view widths



SOPHISTICATED TIMBER APPEARANCE

The lift-sliding door features continuous timber design in the lower threshold area.



COMPLETE DESIGN

No sash to screw into the fixed element, can be rendered on three sides.



ENERGY SAVING GLASS FIBRE THRESHOLD

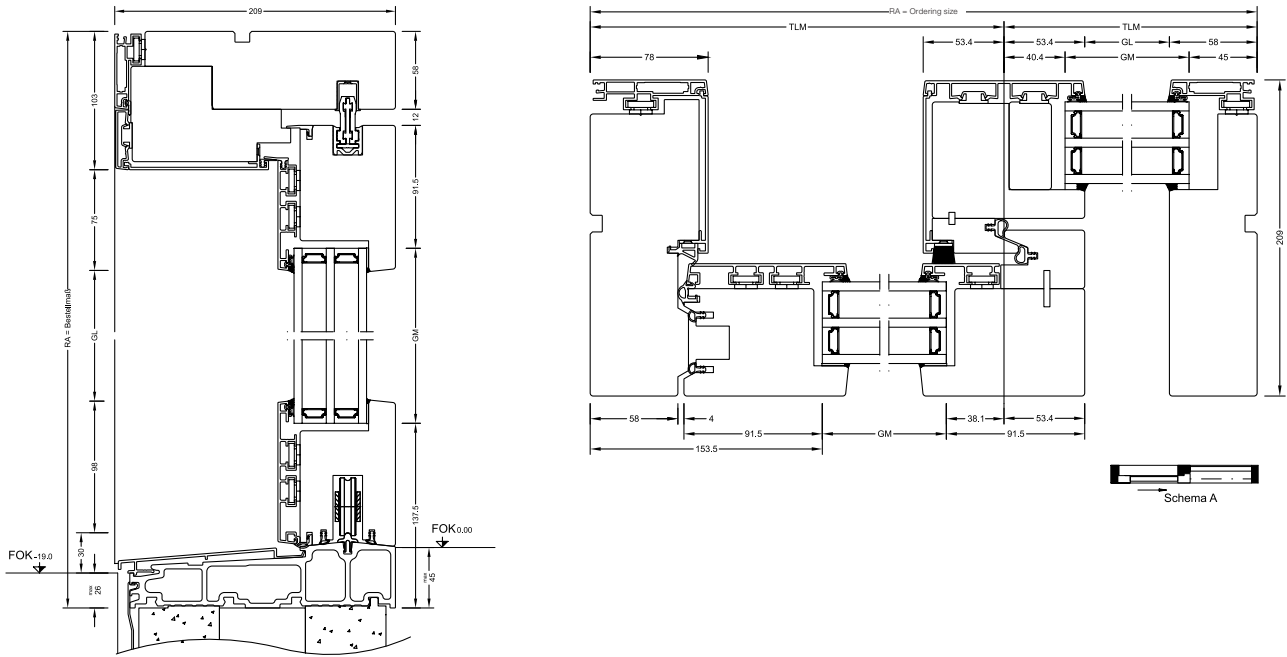
For optimum thermal insulation and stability, extra-low version for comfortable passing.

I-tec

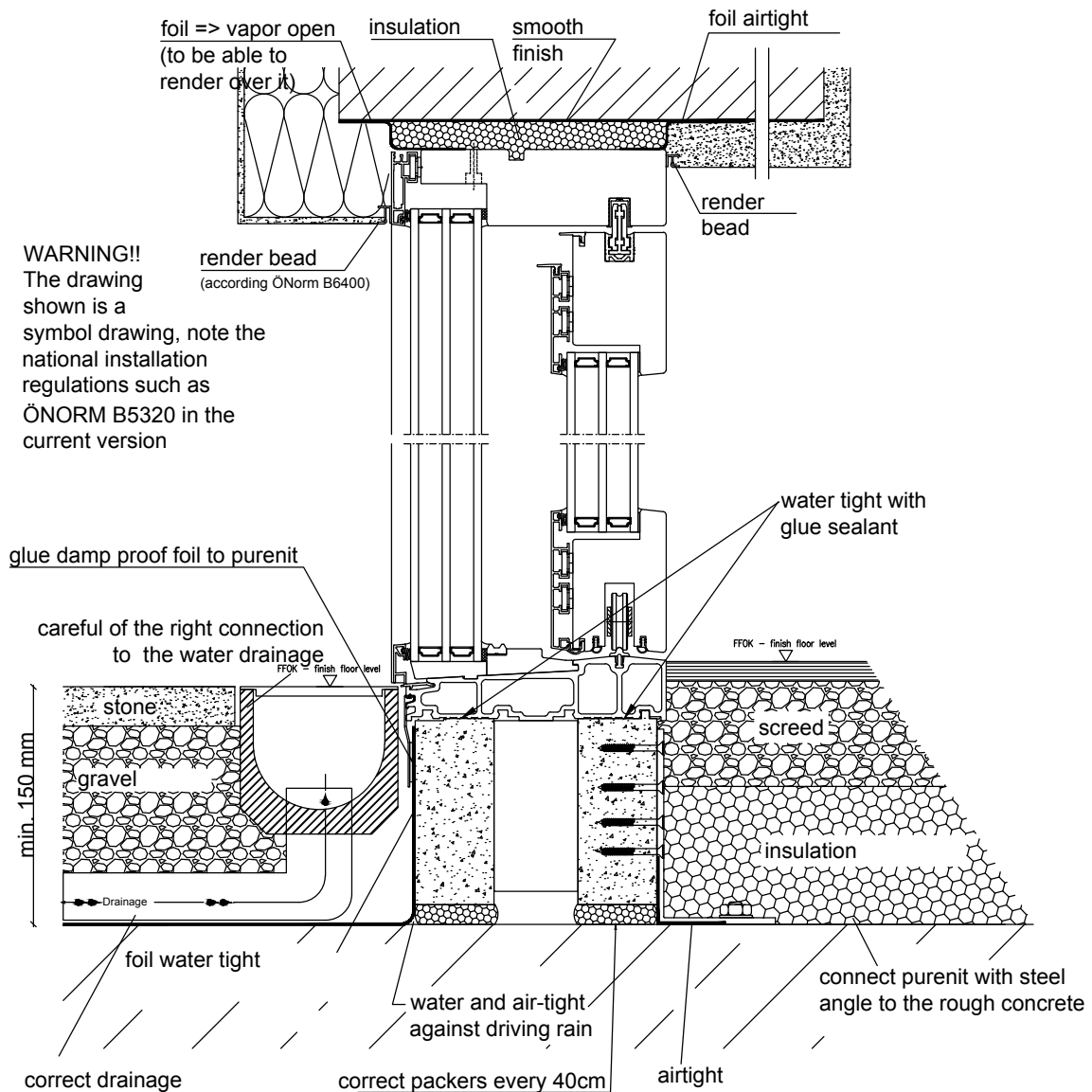
I-tec Glazing

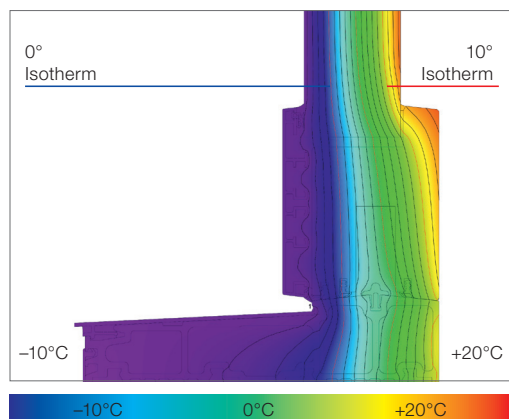
FIXOROUND
technology

Sectional drawings



Construction connections





Optimum isothermes prevent condensation to a great extent. Due to the glass position, the large construction depth and the directly glued window panes, glazing LIGHT ($U_g = 0.95 \text{ W/m}^2\text{K}$) can achieve a U_w value of $0.73 \text{ W/m}^2\text{K}$.

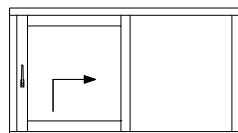
Technical information

- Profiling is the same all around
- Inside: Timber type spruce/larch, glued in several layers, triple surface finish in 11 standard colours, all RAL colours available
- Anodised, RAL, highly weather resistant structure, metallic and timber decor colours available for aluminium outside

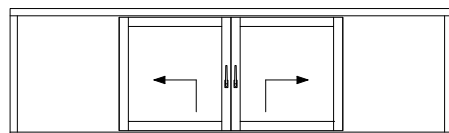
Models

- **Model A:** Sash/fixed glazing
- **Model C:** Fixed glazing/sash/sash/fixed glazing
- **Model G:** Fixed glazing/sash/fixed glazing
- Fixed elements HSH 30
- All-glass corners

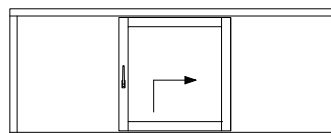
Model A



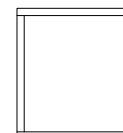
Model C



Model G



HSH 30



Values

System	Glass construction	Glass Code	Spacer	Coating	U _g	U _f	Psi	U _w ^b	Thermal Certificate	R _w	g	ctr	Sound Certificate
HS330	4bESG/18Ar/4/18Ar/b4ESG	3T6	Iso	light	0.5	1.47	0.039	0.73	no	33	-	-	no
			Iso	solar+	0.6	1.47	0.038	0.81	no	33	-	-	no
	4bESG/18Ar/4ESG/18Ar/b4ESG	3N3	Iso	light	0.5	1.47	0.039	0.73	no	33	-	-	no
			Iso	solar+	0.6	1.47	0.038	0.81	no	33	-	-	no
	6bESG/18Ar/6ESG/18Ar/b6ESG	3FD	Iso	light	0.5	1.47	0.039	0.73	yes	35	-2	-5	yes
			Iso	solar+	0.6	1.47	0.038	0.81	yes	35	-2	-5	yes
	6bESG/16Ar/b6ESG	2UF	Alu	light	1.1	1.57	0.077	1.30	yes	33	-	-	no
			Iso	light	1.1	1.57	0.044	1.30	yes	33	-	-	no

Internorm Windows UK

Unit D, Colindale Business Park
2-10 Carlisle Road, NW9 0HN, London
Tel.: +44 (0) 208 205 9991,
Fax: +44 (0) 208 905 8744,
Email: office@internorm.co.uk